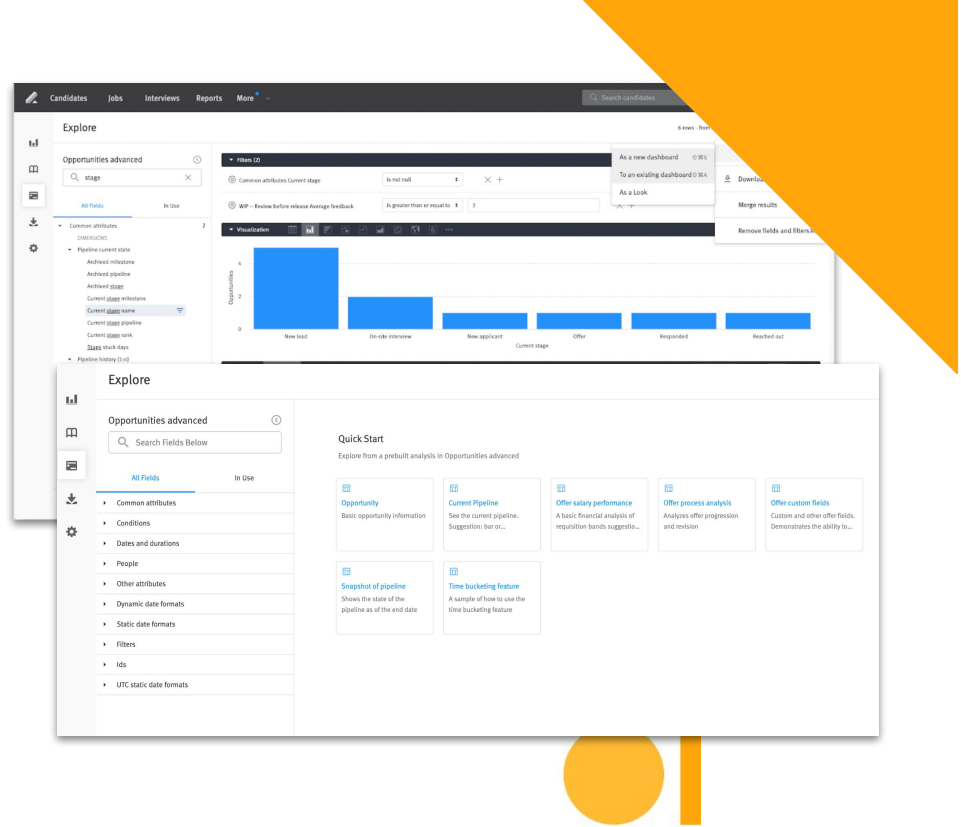




LEVER

Visual Insights Knowledge Series

Introduction to Advanced Analytics and Data Explorer



Today's Speakers



Chris Winkler

Product Marketing



Brendan Devereux

Solutions Consultant

AGENDA

- **Introduction to Visual Insights**
- **Scaling your talent analytics with Advanced Analytics**
- **Live Demo of Advanced Analytics**
- **Q&A**





OUR MISSION IS

To offer talent leaders the **reach** of a marketing leader, the **forecast** of a sales leader, and the **insight** of a finance leader in a unified talent acquisition suite.

BECAUSE WE BELIEVE IN THE VALUE OF

Connecting human potential to meaningful work.



Top challenges facing talent leaders



Talent metrics are **key to achieving hiring goals**



Hiring teams **do not have the resources they need** to make data-driven decisions

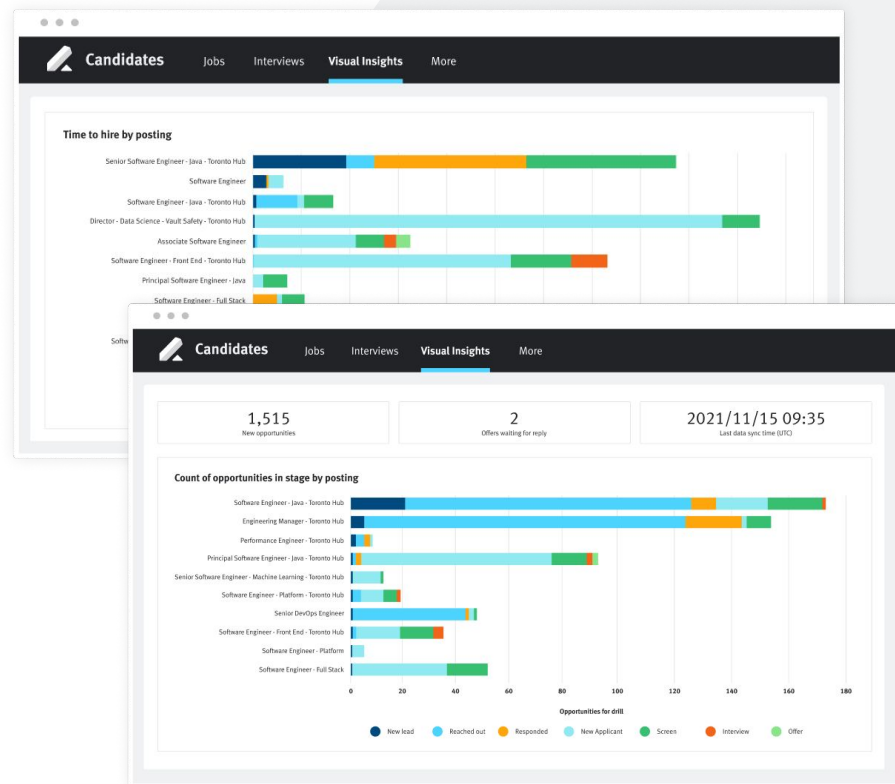


TA teams **spend time building spreadsheets and dashboards** by hand to help deliver insights

Visual Insights

We've done the data work so you can move faster and hire smarter.

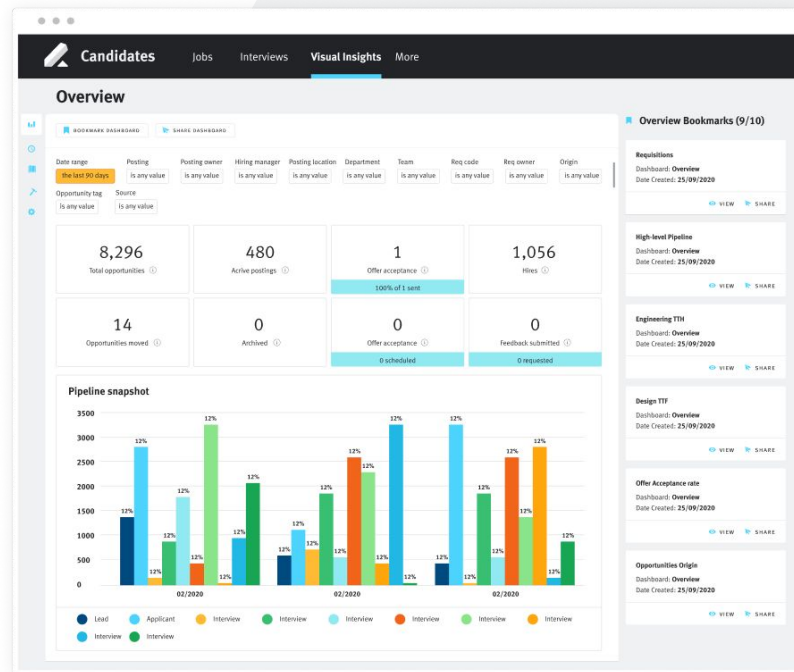
- Visual Insights is a series of curated dashboards native in Lever.
- Our dashboards were built from customer insights and industry best practices.



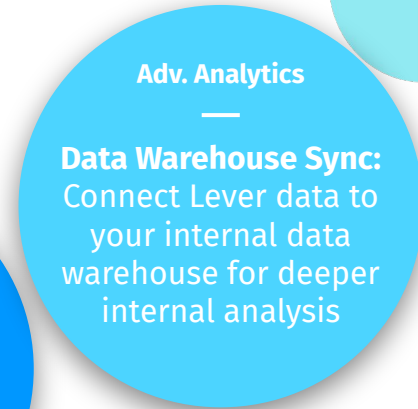
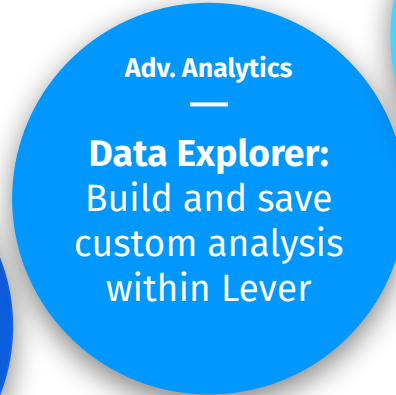
Visual Insights

The three pillars that empower data-driven recruiting:

- Move faster and hire smarter
- Data for everyone
- Uncover insights at the speed of your business



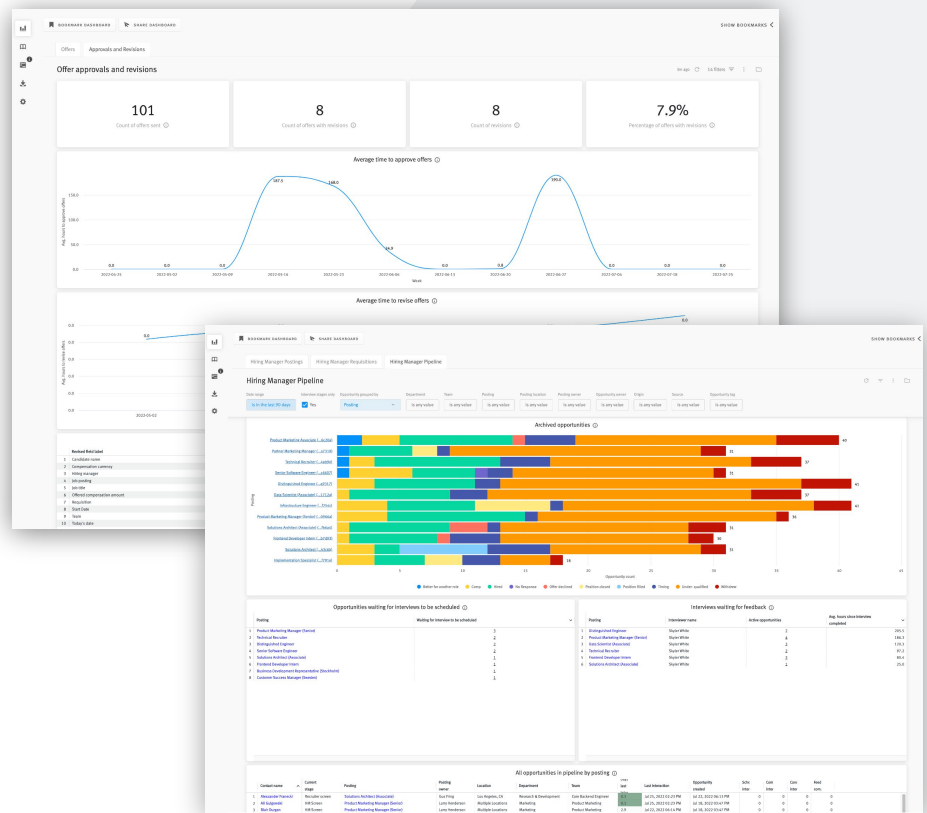
As your data needs grow, Lever has a solution that grows with you.



————— Your data maturity —————>

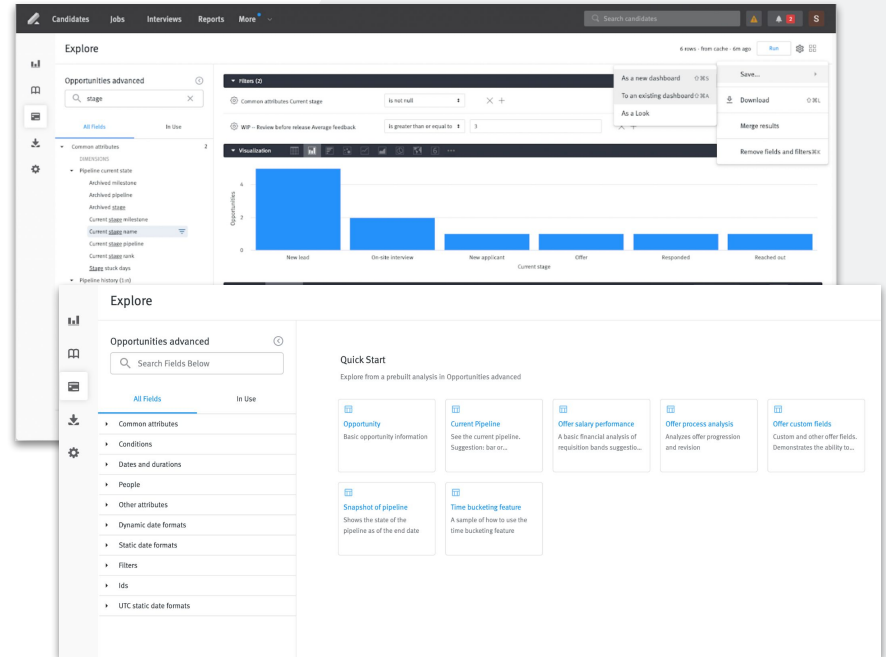
Advanced Visual Insights Dashboards

- Offers Approvals & Revisions Dashboard
- Hiring Manager Pipeline Dashboard
- Recruiter Operations Dashboards
 - Interviews
 - Feedback
 - Performance
 - Current Operations: Team View
 - Performance: Team View



Data Explorer

- Truly explore your data with custom analysis directly in Lever
- Create and save reports and dashboards with visualizations of your data, including custom fields
- Start your analysis with a series of data templates that help you get started



Data Warehouse Sync

- Blend your Lever data with your HRIS or other tools in your HR/TA stack for a complete data story.
- Export data through a standard and widely used method (e.g. SQL connection).
- The DWS data schema enables an almost endless number of different reports — the report builder's imagination is the only limit!



+



and more.

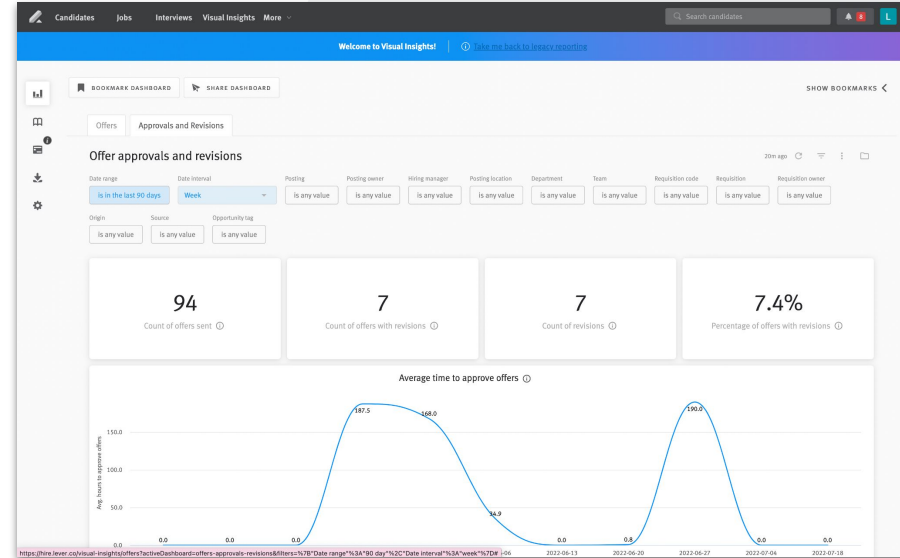
Grab your popcorn, it's time for a demo!

In this demo we will review:

- Recruiter Operations Interview Dashboard
- Hiring Manager Pipeline Dashboard
- Offer Revisions
- Data Explorer

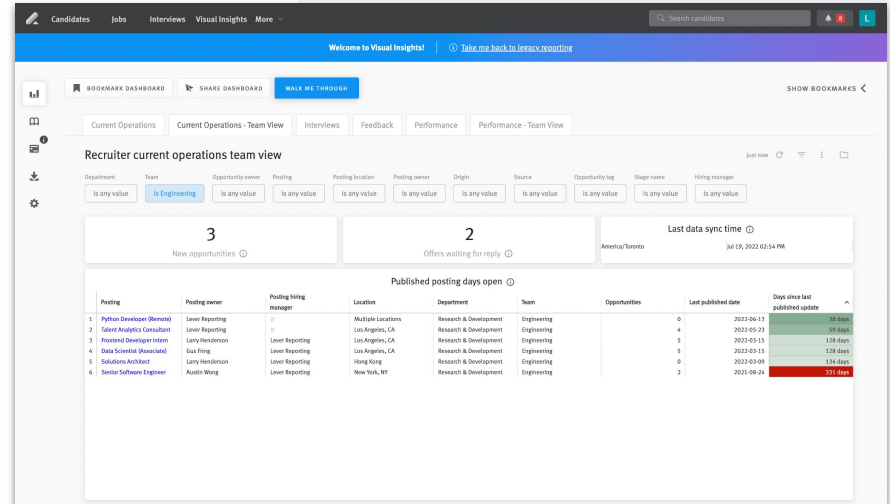
For Talent Acquisition Leaders and Ops

- Have visibility into approval and revision activity for Offers to understand the iterative process and identify bottlenecks impacting successful hiring
- Complement the out of the box dashboards with your ability to build your own, leveraging our curated datasets and the power of Looker



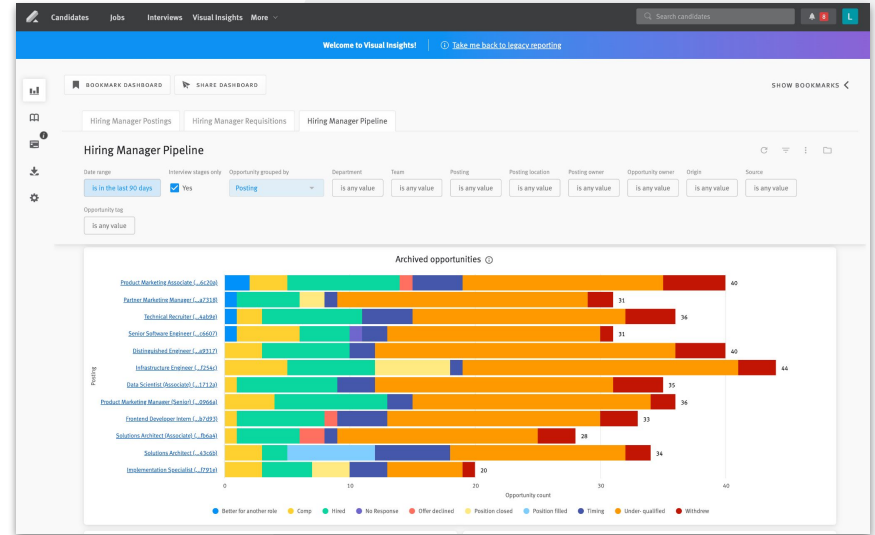
For Recruiters

- Unlock a comprehensive view of Interview activity and access granular insight into Interview Feedback
- Measure historical efficiency at moving candidates through the pipeline in the Performance page, then do the same for your team with the Performance Team View
- Manage your team's overall performance with Current Ops Team view



For Hiring Managers

- With Advanced Analytics the Hiring Manager benefits from Pipeline insights to ensure they can proactively address friction points
- When Requisitions are in use, the Requisitions tab allows Hiring Managers to visualize metrics relative to opportunity volume, time in stage and hiring efficiency by Requisition



At a glance: LeverTRM & Advanced Analytics



LeverTRM

20 Strategic Visual Insights
Dashboards
with over 164 charts

Recruiter Ops & Hiring Manager
Dashboards

TA Benchmarking

EEO/Diversity Dashboards

Schedule, Send & Bookmark

Dashboard Drilldowns



Advanced Analytics

Everything in Visual Insights

Additional 7 Strategic
Visual Insights Dashboards with
over 35 charts

Data Explorer

Lever Data Warehouse Sync



LEVER

Webinars in the Visual Insights Knowledge Series

- Understanding Visual Insights for Talent Leaders and Talent Ops **(On-Demand)**
- Understanding Visual Insights for Recruiters and Hiring Managers **(On-Demand)**
- Leveraging Benchmark and DEI Data to Build Recruitment Strategies **(On-Demand)**
- Introduction to Advanced Analytics and Data Explorer **(On-Demand)**



LEVER

Thank You!

